



Email Address Registration Instructions

By: Alfredo Carnera

Table of Contents


Table of Contents	2
Overview	3
Instructions	3

Overview

This document will assist in the configuration of your email address into the Legacy GP Azure Application Service Offerings.


Instructions

1. You will receive an email from "invites@microsoft.com". Please click on "Get Started"


Alfredo Carnera from Legacy GP, LLC (via Microsoft) 

You're invited to the Legacy GP, LLC organization


To: Alfredo Carnera,
Reply-To: Alfredo Carnera

 Azure Active Directory

You've been invited to access applications in the
Legacy GP, LLC organization
by



AC

Alfredo Carnera

Get Started 

Return to the above link at any time for access.

This email has been sent on behalf of Alfredo Carnera (Alfredo@thelegacyalliance.net) at Legacy GP, LLC. Please act on this email only if you trust the Legacy GP, LLC organization. This email may have advertising content. You can [unsubscribe](#) from future invitations from the Legacy GP, LLC organization at any time. See [Microsoft organization privacy statement](#) to learn more about how Microsoft handles your data.

Facilitated by : Microsoft Corporation, One Microsoft Way, Redmond, WA 98052 

2. Please fill in the **password** field and select your **country**, as shown below.

Welcome

invitations.microsoft.com/signup?tenant=87625090-458c-4c35-93d6-850179e199ae&user=bb47312f-cf19-4133-...

Click to go forward, hold to see history

Set up your account with Microsoft

You'll use it to access resources in the Legacy GP, LLC organization, and applications from Microsoft.

alfredo@carnera.com

.....
8-character minimum; case sensitive.

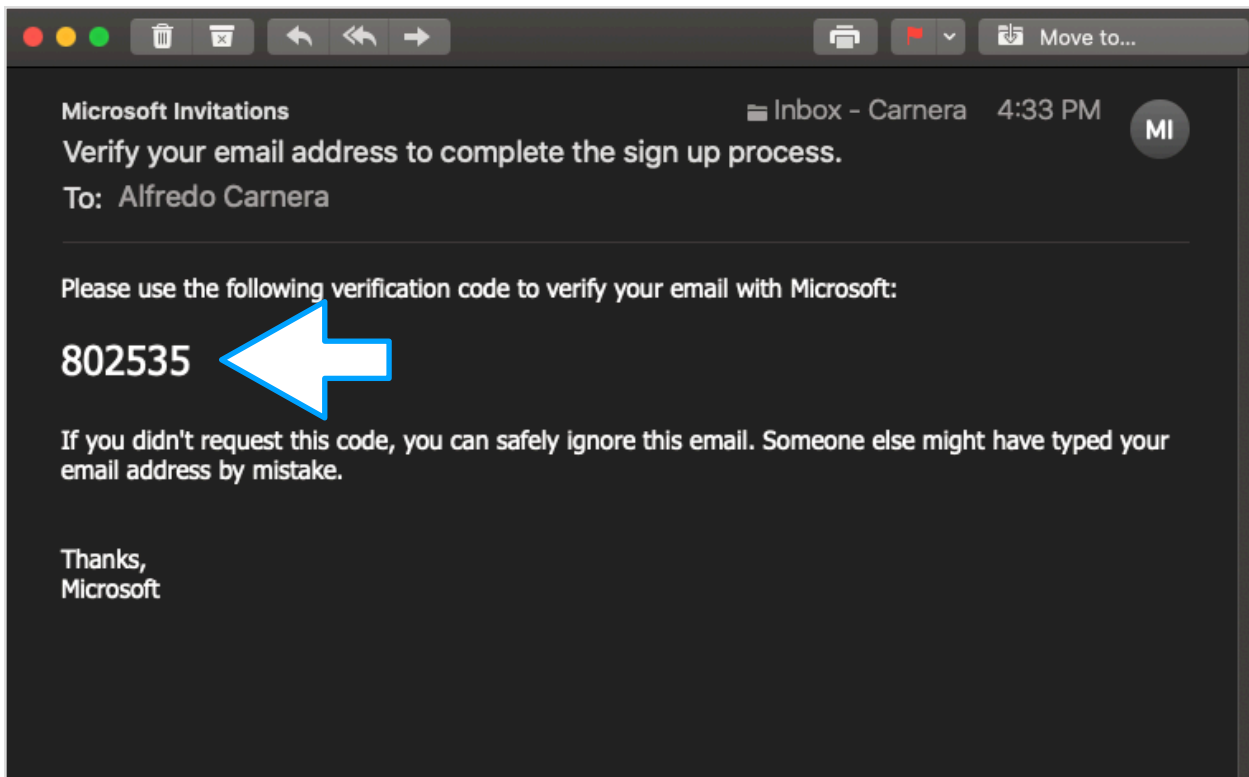
Display name:
alfredo

United States

Next

Disclaimer: The website you are attempting to access is not under Microsoft's control. [Learn more.](#)

3. You will receive an email from "invites@microsoft.com" with a verification number, as shown below. Please copy the number that was sent to you, as you will use in the next step.



4. Enter the verification code that was emailed to you and click on **Finish**, as shown below.

Welcome

invitations.microsoft.com/signup?tenant=87625090-458c-4c35-93d6-850179e199ae&user=bb47312f-cf19-4133-8f91-...

Apps LSOC

Set up your account with Microsoft

Check your email for your verification code. Didn't get the email? Check your Junk folder or [try again](#).

Note: when you use a work or school email address to set up an account with Microsoft, your IT department may later control your data and restrict what you can do with your account.

By clicking **Finish** you agree to the [Privacy Statement](#) and [Microsoft Services Agreement](#).

Disclaimer: The website you are attempting to access is not under Microsoft's control. [Learn more](#).

Cloud optimize your business

5. Once complete, you will be redirected to the following page, and your email address registration is successful.

